

AquaProbe FEA200

Insertion-type electromagnetic flow sensor with AquaMaster 3 transmitter

Maximum performance,
minimum hassle



Suitable for permanent or temporary installation

- total user flexibility

Proven accuracy over wide operating flow range in both forward and reverse flow directions

- enables accurate measurement

Battery / Renewable power operation

- optional 10-year battery life
- no external power supply required
- facilitates installation in remote location
- ability to connect a solar panel or wind turbine

AC powered with supercapacitor backup

- continuous measurement even during power-down

Optional built-in multi-speed, multi-channel, dual-variable logger

- high precision, high resolution datalogging

'Hot tap' capability

- enables installation with no interruption to water supply

'Fit and Flow™'

- simplifies installation

3-year warranty

- all AquaProbe sensors come with a factory-standard 3-year material defect warranty

AquaProbe FEA200

Insertion-type electromagnetic flow sensor with AquaMaster 3 transmitter

AquaProbe FEA200

AquaProbe FEA200 extends the capability of the ABB AquaProbe flowmeter by bringing together the proven AquaProbe flow sensor with the innovative AquaMaster 3 transmitter.

AquaProbe has been designed, in close consultation with the water industry, as an economic and accurate alternative to full-bore metering. It comprises an electromagnetic sensing head mounted on the end of a support rod. The sensing head can be installed in existing pipelines without the need for the major excavations or alterations to pipework associated with full-bore meters. It can be fitted without interrupting the water supply and can be removed easily for periodic calibration or inspection.

AquaProbe is designed for installation in existing pipelines by means of a small valved tapping. It is normally installed with the sensing head on the pipe centreline, but may be located at the critical position (the mean velocity position) a distance of $\frac{1}{8}$ of the pipe diameter away from the wall.

It provides an accurate local measurement of the water velocity and, provided the flow profile is developed fully, a good flow volume measurement.

If the profile is not fully developed, a traverse of the pipe can be performed, enabling an accurate flow volume measurement to be obtained in non-ideal networks.

Key features include the wide flow range with the minimum measured velocity (well below that detected by insertion turbine or DP devices), no moving parts resulting in increased reliability and reduced maintenance.

The AquaProbe is ideal for permanent installation to monitor potable or clean water flow. Also through the provision of multiple tappings on the supply pipelines, AquaProbe can be used as a portable survey tool to assist in the building of an accurate network model, locate leaks and check the operation of installed full-bore meters.

The high sensitivity of AquaProbe enables it to traverse the pipe to establish the flow profile and so identify hydraulic problems in complex systems or ensure maximum accuracy from an AquaProbe that has been installed in a non-ideal location.



Fig. 1: AquaProbe flow sensor

Based on ABB-proven technology, AquaProbe is supported by the expertise of ABB, the world's leading flow meter manufacturer with many pioneering advances in water flow metering over the last decade – for example, AquaMag™, WaterMaster™, AquaProbe™ and CalMaster™.

ABB operate nationally- and internationally-accredited flow calibration facilities in the UK, Germany, USA, Australia, China and India. We also offer comprehensive, locally based before- and after-sales service.

AquaProbe FEA200 power options

Mains power with super capacitor back-up

- Mains-only option supplied with a built-in rechargeable super capacitor backup power source
- The super capacitor can operate for up to 5 days without power (depending on operating conditions)
- The super capacitor has recharge cycles greater than 10,000 and, with mains power, offers continuous SMS operation
- In the event of mains interruption, continuous measurement is maintained and alarms reported via SMS protocols for up to 5 days without power
- No batteries to replace

Battery power for remote locations

- Up to 10-year* battery life
- Option of an external lithium battery pack for high temperature locations
- Option of manganese alkaline battery pack*
- Site-replaceable battery pack
- The battery can be replaced without loss of logger contents, enabling smooth switchover

*Operation at extremes of temperature can shorten battery capacity and life significantly.

AquaProbe FEA200 is the ideal solution for locations where there is no external power. AquaProbe FEA200's extended battery life is achieved through new technology design.

Solar and wind power

Utilizes a simple DC (6 to 12 V) connection from sources as small as a 5 W solar panel or wind generator. Wind generators and solar panels are not supplied by ABB.

- No external rechargeable batteries required
- No external regulators
- Very simple installation
- Super capacitor backup

It is now possible to access sun and wind energy power sources. The internal super capacitor can power the transmitter at night or for up to 3 weeks during power interruptions (dependent on operational conditions).



Fig. 2: AquaMaster 3 with solar panel

AquaProbe FEA200

Insertion-type electromagnetic flow sensor with AquaMaster 3 transmitter

Logger facility

AquaProbe FEA200 can contain an optional multi-speed multichannel, dualvariable logger. The ability of the logger to run at two speeds simultaneously enables the user to investigate, in precise detail, the flow and pressure activity during a period of interest. The logger logs both flow and pressure via a direct digital transfer of data, ensuring optimum accuracy and measurement resolution. Fig. 3 illustrates actual district network measurements showing extra detail captured utilizing the twin loggers.

Traditional techniques of counting pulses over a short logging interval leads to 'quantization' effects corresponding to whole numbers of pulses on logger graphs that is shown on Fig. 3. AquaProbe FEA200 eliminates such effects, averaging digitally over the selected logging interval. Such high resolution data facilitates step testing, leak detection and water network analysis.

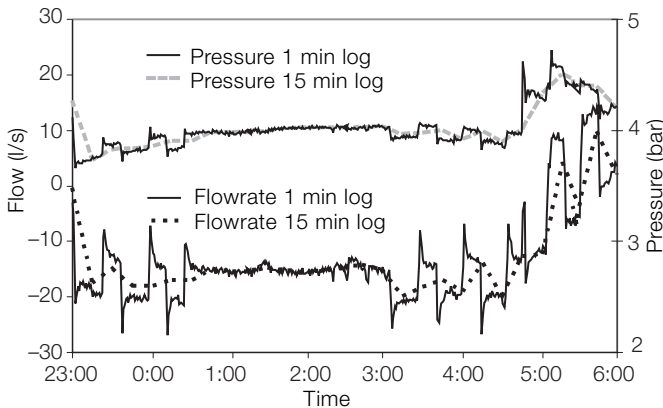


Fig. 3: Dual high-speed integral logger

The FEA200 internal loggers feature an advanced automatic time synchronization function that ensures operation on synchronized time boundaries irrespective of the logging interval set. This ensures all flow and pressure data, when combined with data from other meters, is synchronized precisely.

For revenue applications, not only is the logged flow and pressure information available, there are also totalizer and tariff loggers that log all volume totals (forward, reverse, net) and tariff reading totals daily, at midnight. The in-built memory keeps all records for 2 years (732 days). The readings stored are the precise register volumes and are not inferred by integration of pulses or other similar techniques.

Access to the loggers and logger configuration is security-protected by user-defined passwords.

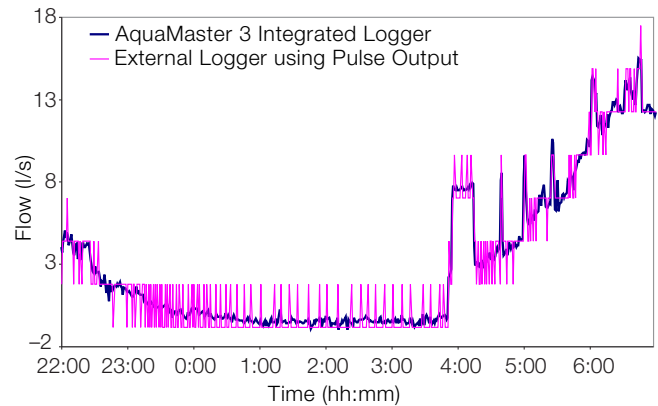


Fig. 4: Elimination of pulse quantization with AquaMaster 3

AquaMaster 3 transmitter

The AquaMaster 3 transmitter provides a comprehensive display of all flow data, including forward and reverse flow totals, flow rate, pressure and time / date. If all the data is not required, the transmitter is configured easily to display only the required values, ensuring simple reading with no superfluous data. The two standard pulse outputs (forward and reverse flow direction) are compatible with the wide range of dataloggers used in the water industry, worldwide.

The transmitter is fully submersible, enabling it to be mounted locally in chambers that are liable to flooding or up to 200 m (656 ft) remote from the flow sensor to facilitate ease of reading.

- Comprehensive display
- Submersible for use in flooded chambers IP68 (NEMA6P)
- Resettable or secure totals
- 5 mm (0.2 in.) high displays for totals (exceeds ISO 4064 requirements)
- Total security
 - Two user-security levels
 - Anti-tamper switch and seals
- Three outputs (forward & reverse pulse, pulses & direction and alarm)

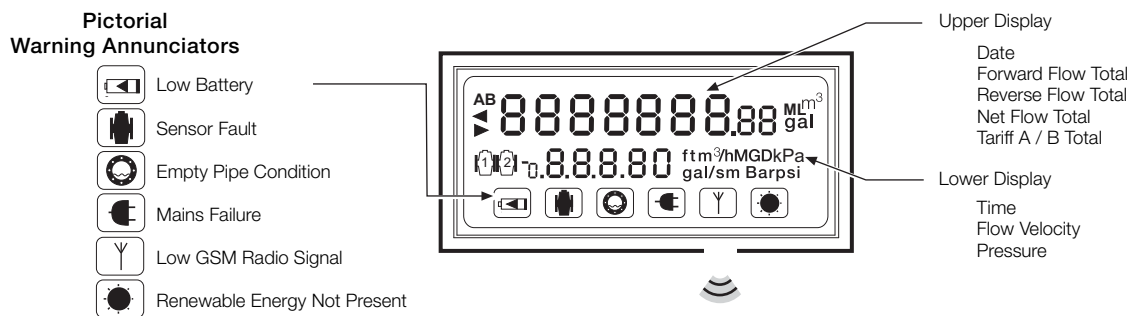


Fig. 5: AquaMaster 3 display

AquaProbe FEA200

Insertion-type electromagnetic flow sensor with AquaMaster 3 transmitter

Support software

AquaMaster 3 is available with a variety of industry standard third party software (Technolog™ [PMAC], Primayer™, Capula™ and AutoChart™) for download, management, analysis and display of data; either directly from the RS232 port or via telemetry.

ABB also supply ABB LogMaster, simple-to-use PC software, that provides local communication to the AquaMaster 3 and enables full control and downloading of the onboard datalogger. A file-save facility enables data to be exported in CSV format for charting in Microsoft Excel™ or similar spreadsheets. It supports Vodafone Radiopad™ remote connection for full remote operation.

AquaMaster 3 also has on-board remote communication ability with an optional GSM / SMS radio to support remote configuration, diagnostics and logger retrieval. Local hard-wired connections are available via RS232, RS485 Modbus and ScanReader.

ABB also supply ScrewDriver, enhanced PC software that provides users with all-round improved profile analysis, setup, downloading and display options when used with AquaMaster 3.

Easy, low-cost installation

No matter what the location or installation requirements, AquaProbe provides a cost-effective solution. Both the flow sensor and the transmitter can be fully submersible, enabling installation in flooded chambers.

The AquaProbe is installed by means of a small valve tapping on the water supply pipeline, normally with the sensing head on the pipe center line. It may be located at the critical position (the mean velocity position) a distance of $\frac{1}{8}$ of the pipe diameter away from the wall.

AquaProbe provides an accurate local measurement of the water velocity and, provided the installation instructions have been carefully followed, a good flow volume measurement.

'Fit and Flow'

- No need to match flow sensor and transmitter
- Fast, reliable installation
- Foolproof, no errors
- Flow sensor stores all calibration factors, site settings, serial numbers and totalizer values
- Totalizer volume values backed-up in flow sensor for total security

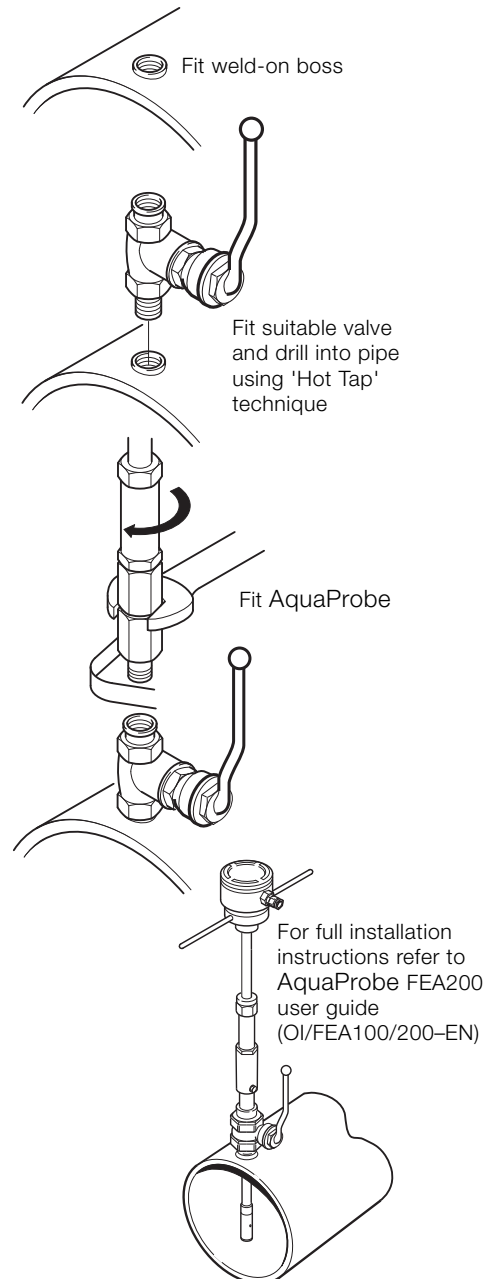


Fig. 6: Typical installation (metal pipe)

AquaProbe FEA200

Insertion-type electromagnetic flow sensor with AquaMaster 3 transmitter

Technical specification

AquaProbe flow sensor

Maximum insertion length

- 300 mm (12 in.)
- 500 mm (20 in.)
- 700 mm (28 in.)
- 1000 mm (40 in.)

Pipe sizes

200 to 8000 mm (8 to 320 in.) nominal bore

Protection

IP68/NEMA6P (Indefinite submersion down to 10 m [30 ft.])

Weight

<3.5 kg (7.7 lb)

Accuracy

Velocity

±2 % of Rate or ±2mm/s (±0.08 in./s) whichever is the greater

Volume

Refer to ISO 7145-1982 (BS 1042 section 2.2) for details

Flow condition

Fully developed profile in accordance with ISO 7145-1982 (BS1042 section 2.2.)

Max. pressure

20 bar (295 psi)

Pressure equipment directive 97/23/EC

This product is applicable in networks for the supply, distribution and discharge of water and associated equipment and is therefore exempt

Conductivity

>50 µS/cm

Connections

- 1 in. BSP
- 1 in. NPT
- 1.5 in. BSP

Maximum flow

The maximum velocity depends upon the actual insertion length. Typical insertion lengths are 0.125 and 0.5 x pipe diameter.

Fig. 7 is a guide* to the maximum allowable velocity for different insertion lengths.

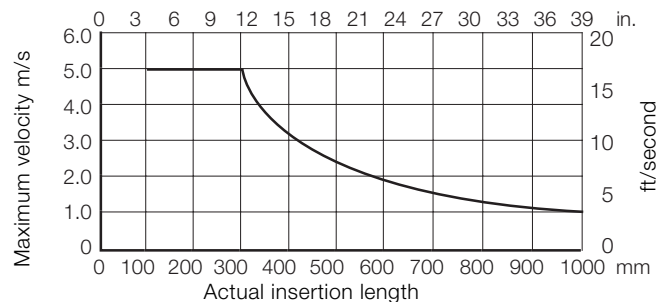


Fig. 7: Maximum allowable velocity for different insertion lengths

*The graph is intended as a guide only. Factors that influence the maximum insertion length into the pipe include: flow sensor mounting components (for example, standoffs, bushes and valves) pipeline vibration, fluid vibration and pump noise.

Warranty

All AquaProbe sensors come with a factory-standard 3-year material defect warranty.

Wetted materials

Body

Stainless steel

Flow sensor

Suitable for potable water (WRAS listed)

Electrodes – stainless steel 316L

Seals

Suitable for potable water (WRAS listed)

Temperature ranges

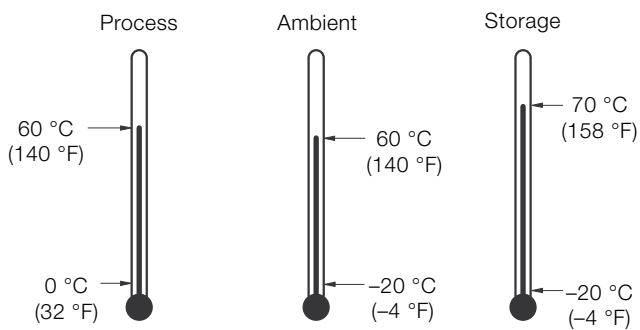


Fig. 8: Temperature ranges

Pressure tapping provision

1/8 in BSP

AquaProbe FEA200

Insertion-type electromagnetic flow sensor with AquaMaster 3 transmitter

AquaMaster 3 transmitter

Housing

IP68 (NEMA 6P)

Stainless steel housing in a Thermoplastic outer cover with window, encapsulated with polyurethane-based resin.

Electrical connections

IP68 plug & socket, mains cable (option)

Mains supply (option)

85 to 285 V AC @ <3 VA

Power requirement: <3 W

Connection cable: <3 m (9.8 ft.)

Mains power failure backup time: 5 days

Renewable power (option)

Solar or wind

Input voltage range:

– 6 to 22 V DC*

Maximum input current:

– 200 mA

Backup power time:

– up to 3 weeks (dependant on operating conditions)

Probe cable length

5, 10, 20, 30, 50, 80, 100, 150 m

(16, 33, 65, 98, 164, 263, 329, 492 ft)

*Renewable energy generators do not operate at maximum capacity, for example, low wind speed, coating of the solar panel or short daylight periods.

As a consequence some installations will require generators with a capacity greater than the specified 5 W minimum.

External battery pack

IP68 (NEMA 6P)

Battery life (manganese alkaline) @ 0 to 45 °C (32 to 113 °F):

– 5 years (typical)

Battery life (lithium) @ 0 to 60 °C (32 to 140 °F):

– 10 years (typical)

Note. Battery life is shorter with GSM, depending on how frequently it is used and for what period. For example, used once per day for SMS automated reporting of data logged at 15 minute intervals, the life of a battery pack would typically be reduced by 20 %.

Pulse and alarm outputs

3 bi-directional solid state switches with common isolation
±35 V DC 50 mA

Output 1:

– Forward only, or forward plus reverse pulses

Output 2:

– Reverse pulses, or direction indicator

Output 3:

– Alarm indicates any problem with measurement or with power

Pulse output:

– 50 Hz maximum, 50 % nominal duty cycle

Communications

Serial data communications

Local Port RS232*

RS485 MODBUS

MODBUS RTU slave

- Baud rates: 1200, 2400, 4800, 9600 or 19200
- RS485: 2-wire + ground signalling low power shut-off mode after 10 s of inactivity

Encoder interface / scancode / scanreader (non-logging versions only)

Function – remote reading of totalizer and serial number.

- Connections
 - 2-wire for inductive pads
(max. cable length 80 m [260 ft])
 - 3-wire for AMR
- Compatible readers
 - Severn Trent Services Smart reader
 - ABB or Elster SR100 and SR50
 - Logicon Versaprobe
 - Itron ERT
- Compatible inductive pads
 - Starpad
 - ABB

*On battery and renewable energy versions, frequent use of the RS232 port considerably reduces battery standby life.

Telemetry applications (option)

GSM / SMS modem

Frequency bands:

- Quad band: 850 / 900 / 1800 / 1900 MHz

Functions:

- SMS auto report of flow and optionally, pressure logger data (typically 1 s or 1 min. average)
- SMS report frequency: typically daily
- SMS alarm reporting at time of event, for example power loss, limited to 1 per day
- SMS flowmeter configuration
- SMS flowmeter diagnosis
- SMS total / tariff auto report

GSM antenna (option)

Quad band operation:

- 850 / 900 / 1800 / 1900 MHz

Antenna mounting:

- Integral with transmitter or remote.

Antenna environmental:

- IP66 (NEMA4) waterproof for accidental submersion

Note. The GSM does not operate with integral antenna under water.

General advice is to mount the antenna as high as possible, always outside of any metal enclosure and not under the surface of the ground.

AquaProbe FEA200

Insertion-type electromagnetic flow sensor with AquaMaster 3 transmitter

Pressure system – external transducer (option)

Pressure range

16 bar Abs.

Connection

Standard quick-fit male flow sensor connector via an adapter cable

Operating temperature range

-20 °C (ambient) to 70 °C (-4 to 158 °F)

Protect the sample and transducer from freezing

Accuracy (typical)

±0.4 % of range

Thermal error band (typically 100 °C [212 °F])

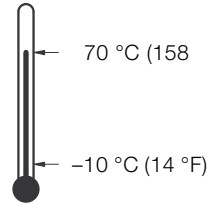
±1.5 % span

Cable length

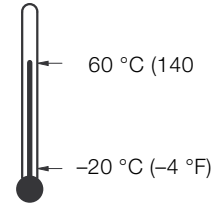
5, 10, 20, 30, 50, 80, 100 or 150 m
(16, 33, 65, 98, 164, 263, 329 or 492 ft)

Temperature ranges

Storage



Ambient



Operation outside ambient temperature limits of 0 to 45 °C (32 to 113 °F) reduces battery capacity and shortens battery life.

Response time (programmable)

Minimum

1 s (mains-powered)

15 s (battery-powered + external renewable energy)

Device languages

English
French
German
Spanish
Italian
Dutch

Logger details (option)

Logger Function	Logger		
	1	2	3
	Flow & Pressure	Flow & Pressure	Forward, Reverse, Tariffs & Net Flow Totals
No. of Records	8831	11361	732
Logging Interval	15 to 65500 s (adjustable)		24 hour (fixed)
Typical Capacity	3 months @ 15 minutes	7 days (approx.) @ 1 minute	2 year

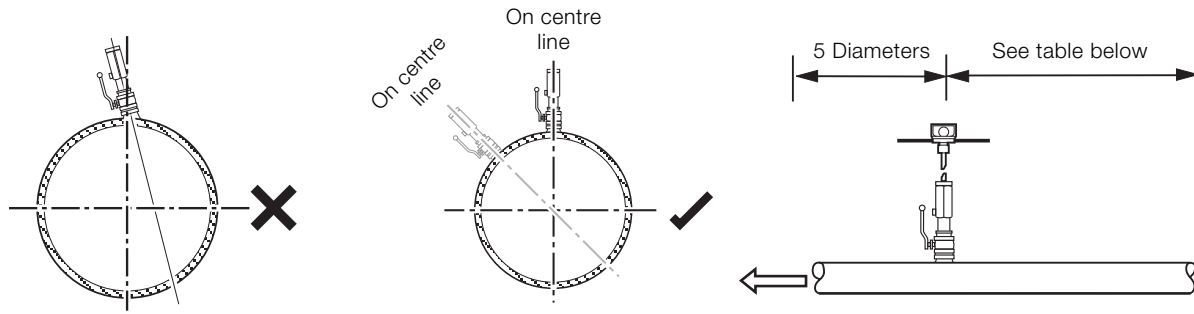
Software compatibility

Software	Direct RS232	SMS (Text)
ABB LogMaster	✓	✗
Technolog (PMAC)	✓	✗
Primayer Primeware	✓	✗
OSI PI Database or Capula	✓	✗
Mobile phone text	✗	✓
AutoChart	✗	✓
Areal (Topkapi)	✗	✓
ABB Logger Server (AMI)	✗	✓
EcoTech	✗	✓
QTech	✗	✓
HydroComp	✗	✓
ABB AC800	✗	✓
Primayer Xilog	✗	✓
Zeepaard	✗	✓

AquaProbe FEA200

Insertion-type electromagnetic flow sensor with AquaMaster 3 transmitter

Limits of upstream disturbance



Type of disturbance upstream from the measuring cross-section	Minimum upstream straight length*	
	For a measurement at the point of mean axial velocity	For a measurement on the axis of the conduit
90° Elbow or a T-bend	50	25
Several 90° Coplanar Bends	50	25
Several 90° Non-coplanar Bends	80	50
Total Angle Convergent 18 to 36°	30	10
Total Angle Divergent 14 to 28°	55	25
Fully Opened Butterfly Valve	45	25
Fully Opened Plug Valve	30	15

*Expressed in multiples of the diameter of the conduit.

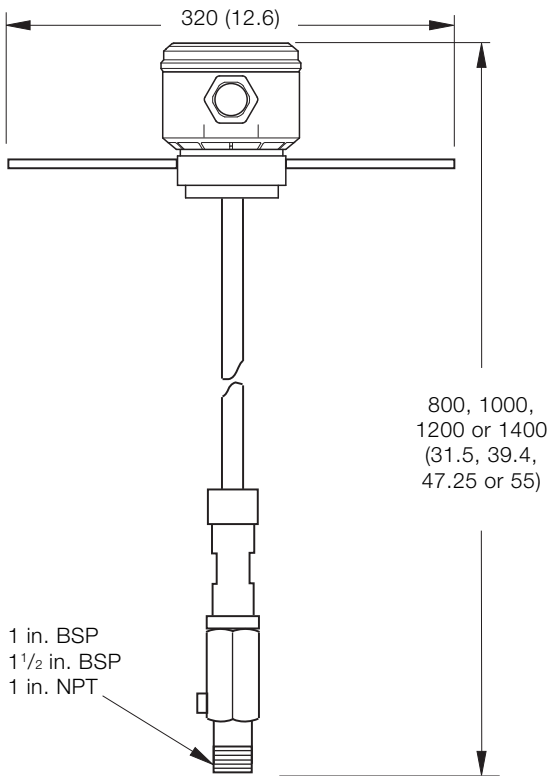
Downstream from the measurement cross-section, the straight length must be at least equal to five duct diameters whatever the type of disturbance.

Note. This Table is an extract from ISO7145 (BS 1042): Section 2.2: 1982 and is reproduced with the permission of BSI. Complete copies of the standard can be obtained by post from BSI Publications, Linford Wood, Milton Keynes, MK14 6LE.

Overall dimensions

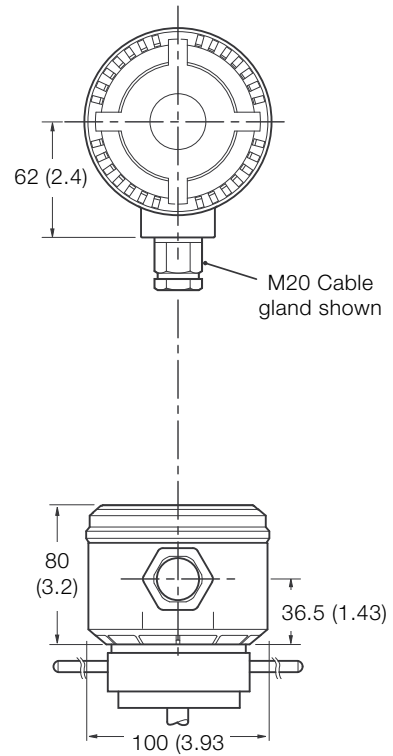
Flow sensor

Dimension in mm (in.)



Terminal box – flow sensor-mounted

Dimensions in mm (in.)

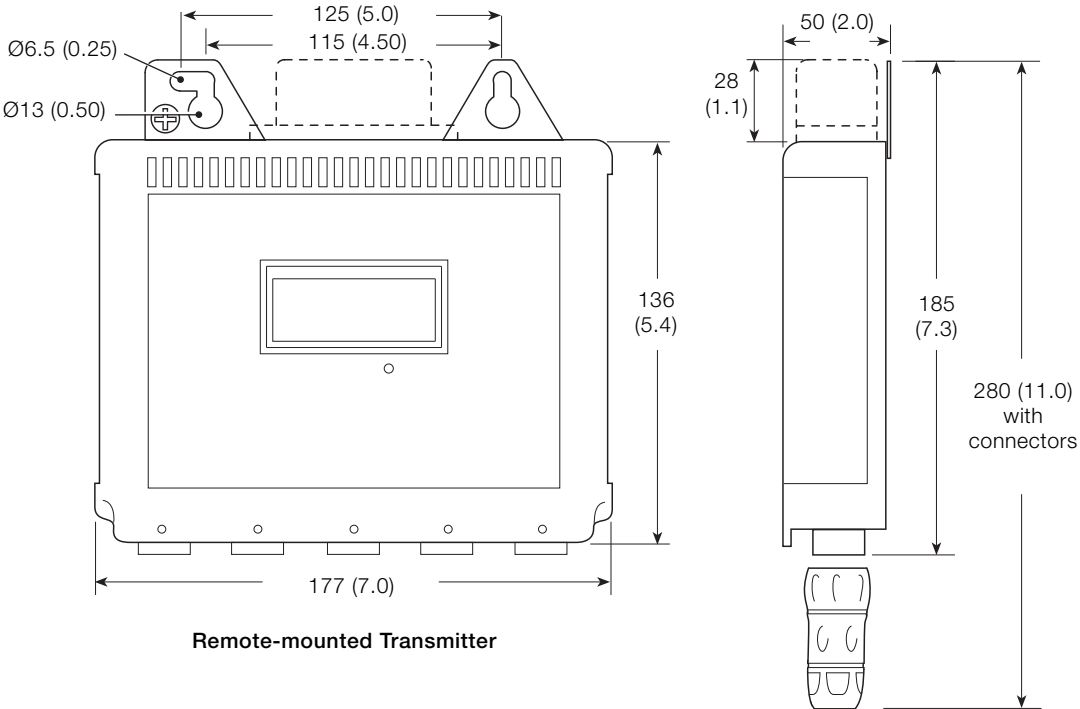


AquaProbe FEA200

Insertion-type electromagnetic flow sensor with AquaMaster 3 transmitter

AquaMaster 3 transmitter

Dimensions in mm (in)



Ordering information

Variant digit number	1 ... 6	7 ... 9	10	11	12	13	14, 15	16	17	18	19	20	21	22	23	24	25	26	27	Options
AquaProbe (with AquaMaster 3)	FEA221	XXX	G	1	X	X	XX	X	1	X	1	A	X	A	X	G	X	X	X	XXX
AquaProbe (flow sensor only)	FEA281																			
Length																				
300 mm (12 in.)		300																		
500 mm (20 in.)		500																		
700 mm (28 in.)		700																		
1000 mm (40 in.)		001																		
Electrode material																				
Stainless steel						S														
Grounding accessories																				
Without						0														
Process connection																				
1 in. BSP coupling (1/8 in. pressure tap)							N1													
1 1/2 in. BSP coupling (1/8 in. pressure tap)							N2													
1 in. NPT coupling (1/8 in. pressure tap)							N3													
Process connection material																				
Stainless steel seal carrier								J												
Brass seal carrier								K												
Calibration type																				
Standard factory calibration																				A

Continued on page 18

AquaProbe FEA200

Insertion-type electromagnetic flow sensor with AquaMaster 3 transmitter

Variant digit number	1 ... 6	7 ... 9	10	11	12	13	14, 15	16	17	18	19	20	21	22	23	24	25	26	27	Options
AquaProbe (with AquaMaster 3)	FEA221																			
AquaProbe (flow sensor only)	FEA281	XXX	G	1	X	X	XX	X	1	X	1	A	X	A	X	G	X	X	X	XXX
Signal cable length and type																				
5 m (16 ft.)													1							
10 m (32 ft.)													2							
20 m (65 ft.)													3							
30 m (98 ft.)													4							
50 m (164 ft.)													5							
80 m (262 ft.)													6							
100 m (328 ft.)													7							
150 m (492 ft.)													8							
Others													9							
Protection class																				
Sensor IP68 TX IP68 – cable fitted and potted															6					
Power supply																				
Battery																				5
AC+ backup																				7
External renewable energy																				8
Input and output signal types																				
Without (sensor only)																				0
ScanReader																				S
MODBUS																				M
Mobile communication (GSM / SMS)																				H
Sensor only																				Y
Note. Pulse outputs and RS232 are always present																				
Configuration type																				
None (sensor only)																				0
Standard																				1

Continued on page 19

Variant digit number		1 ... 6	7 ... 9	10	11	12	13	14, 15	16	17	18	19	20	21	22	23	24	25	26	27	Options	
AquaProbe (with AquaMaster 3)	FEA221																					
AquaProbe (flow sensor only)	FEA281	XXX	G	1	X	X	XX	X	1	X	1	A	X	A	X	G	X	X	X		XXX	
Accessories																						
1.5 in. Ball valve			AB	Logger and protocols																		
RS232 Communication lead			AC	ABB Logger Server (AMI)							LP1	HydroComp							LPA			
Manganese alkaline battery pack			AD	Capula							LP2	ABB Generic (for example,							LPB			
Lithium high-temperature pack			AE	Technolog (PMAC)							LP3	LogMaster)										
				Primayer (Primeware)							LP4	ABB AC800M							LPC			
				QTech							LP6	Primayer Xilog							LPD			
Mobile Communications				Areal (Topkapi)							LP7	Zeepaard							LPE			
Quad band antenna – integral			G3	EcoTech							LP8	No logger							LPO			
Quad band antenna – remote, 1 m (3 ft)			G6	AutoChart							LP9											
Quad band antenna – remote, 5 m (15 ft)			G7																			
Documentation language																						
German																					M1	
Italian																					M2	
Spanish																					M3	
French																					M4	
English (default)																					M5	
Pressure options																						
Remote, no transducer																					PT2	
Remote, with ABS transducer, 5 m (15 ft) cable																					PT4	
Remote, with ABS transducer, 10 m (30 ft) cable																					PT5	
Remote, with ABS transducer, 20 m (60 ft) cable																					PT6	
10 Bar (145 psi)																					PS1	
16 Bar (232 psi)																					PS2	
20 Bar (300 psi)																					PS3	

Contact us

ABB Limited

Process Automation

Oldends Lane
Stonehouse
Gloucestershire GL10 3TA
UK

Tel: +44 1453 826 661

Fax: +44 1453 829 671

ABB Inc.

Process Automation

125 E. County Line Road
Warminster
PA 18974
USA

Tel: +1 215 674 6000

Fax: +1 215 674 7183

www.abb.com

Note

We reserve the right to make technical changes or modify the contents of this document without prior notice. With regard to purchase orders, the agreed particulars shall prevail. ABB does not accept any responsibility whatsoever for potential errors or possible lack of information in this document.

We reserve all rights in this document and in the subject matter and illustrations contained therein. Any reproduction, disclosure to third parties or utilization of its contents in whole or in parts – is forbidden without prior written consent of ABB.

Copyright© 2011 ABB

All rights reserved

3KXF224203R1001

Capula© is a copyright of Capula Limited 2010.

EcoTech™ is a registered trademark of EcoTech Pty Ltd.

HydroComp is a copyright of HydroComp Inc 2010.

Microsoft Excel™ and Windows™ are registered trademarks of the Microsoft Corp.

MODBUS™ is a registered trademark of MODBUS corporation.

OSI™ is a registered trademarks of WADIS.

PMAC™ is a registered trademark of Technolog.

Primeware™ and Xilog™ are registered trademarks of Primayer.

QTech™ is a registered trademark of QTech Data Systems Limited.

Topkapi™ is a registered trademark of AREAL.

Vodafone PAKNET™ and Vodafone Radiopad™ are registered trademarks of Vodafone.

Zeepaard is a copyright of Zeepaard Engineering Sdn.Bhd.